

— Shine with a smile

HEUTE shoe shine machines





Even back in the 18th century, French poet Honoré de Balzac wrote that a keen observer can always gain a sense of who he or she is dealing with glancing at that person's shoes.

While this may not be quite as easy any more in our age of sneakers, loafers and the used look, one factor still applies:

— „Well-kept shoes simply bring
brilliance to their wearer's



Shoes complete and individualise our appearance – and they convey messages. Clean footwear conveys an appreciation of one's fellows and the situation at hand.

This has been our philosophy for more than 100 years. HEUTE shoe shine machines safeguard values and look after your good style.

Christian Löwe
General Manager

Contents

Introduction	4
Ellipse <i>The style-conscious head porter</i>	6
Quadro <i>The modern purist</i>	8
Polifix 2 <i>A dazzling professional</i>	10
Polifix 3 <i>The ingenious cleaner</i>	12
Polifix 4 <i>The classic perfectionist</i>	14
Elégance Couleur <i>Understated elegance</i>	16
Elégance Nature <i>Natural elegance</i>	18
Cosmo plus <i>The steadfast supporter</i>	20
Cosmo <i>The perfect butler</i>	22
Ronda 30 <i>The economical all-rounder</i>	24
Easy Comfort <i>The practical little helper</i>	25
Politec <i>The industrious caretaker</i>	26
The Company	28
Features	30
Technical data	31

more
personality.“

CONTACT US

+49 (0)212 - 380 310

info@heute-gmbh.de

www.heute-shoeshine.com



Brilliantly Prepared

For the brainstorming session with the team. The luncheon with the board of directors. The presentation to the client. And for the trip to the theatre in the evening.

Shoe shine machines by HEUTE see to it that the day begins with a fresh shine. From toe to heel – and from one ear to the other. And they are always and everywhere at your service, whenever a brilliant performance is expected.







Ellipse with high-quality genuine leather finishing

Ellipse


The style-conscious head porter

The round column in brushed stainless steel with bevelled oval cover has the look of a sculpture in expansive corridors, spacious reception areas and lobbies. Whether free-standing, in a corner or directly against the wall, this stylish shoe shine machines always cuts a fine figure. Offer service in its most beautiful shape.

- *high-end property character*
- *cover area optionally available with high-quality leather finishing*



V2A, brushed



V2A, brushed with genuine leather finishing



Ellipse V2A



3 year warranty

Quadro V2A

Quadro

The modern purist

The slender square column shape demonstrates modernity across the board. This eye-catcher is appealing for its zeitgeist, form and function. Demonstrate zeitgeist with form and function.

- *high-end property character*
- *high-quality stainless steel finish*



V2A, brushed

Polifix 2 plus chrome



Chrome



V2A, brushed



graphite
(RAL7022)



white
(RAL 9016)



gold
(24-carat genuine
gold plating)

Polifix 2

A dazzling professional


When it comes to performance, this weighty ground-mounted machine plays in the top league. Just like the steel housing, the three rotating brushes with an impressive diameter are extremely robust in design and well-suited for continuous use in shopping centres or highly frequented hotels. Unsurpassed top form is also reflected in the options of finishing for the housing: in high-gloss chrome makes, this powerhouse becomes invisible as it mirrors its surroundings, while in 24-carat gold it reflects pure luxury. Rely on a true star.

Brilliant performance in two series:

- with bar and plastic knob incl. push button
- with foot sensor and bow handle in brushed stainless steel for added style

Polifix 2 gold

3 year
warranty





3 year warranty


Polifix 3 V2A Steel Design



white
(RAL 9016)



graphite
(RAL 7022)



black,
door: V2A embossed




black,
door: V2A brushed

Polifix 3

The ingenious cleaner

This slender shoe cleaner thinks outside the box: shoe polish dispensers can be stored behind a lockable flap that opens the door to individual design: from coloured powder coatings to wood décors to embossed stainless steel. Bring a dependable worker on board.

- *shallow depth*
- *practical polish storage*



black,
door: V2A embossed,
Steel Design



black,
door: bright oak



black,
door: Jacaranda



Polifix 4

The classic perfectionist

As the most experienced machine, this shoe shine machine can't be fooled, not even by the younger generation. It goes to work with four brushes and achieves brilliant results that are anything but old hat. Demonstrate stature with perfection.

- 4 brushes
- practical polish storage
- exquisite, with solid brass fittings

3 year warranty



black,
door: Bright oak




black,
door: Jacaranda



black with
brass framing



black,
door: V2A
embossed



black,
door: V2A brushed



black,
door: V2A embossed,
Steel Design



*Polifix 4 black
with brass framing*



Elégance Couleur

Understated elegance

Whether lithe and lissom or short and compact, these house servants perform their work discreetly in the background. With colours to match surrounding décor and an elegantly pleasing shape, they fit in to interior design styles of all shapes and sizes. Experience a perfect finish for shoes and interior design.

Elegance in two series:

- 36 cm height
- 86 cm height with the "plus" of an ergonomic handle

Elégance Couleur graphite



V2A
Brushed



black
(RAL 9005)



graphite
(RAL 7022)

3 year warranty




Elégance Couleur plus
Bordeaux



silver
(RAL 9006)



bordeaux
(RAL 3004)



Elégance Nature plus
light walnut



Dark walnut



Light walnut



Mahogany



Cherry



Natural Beech

Elégance Nature



Natural elegance


The attractiveness of this elegant variation is part of its nature: The housing is made exclusively of real woods. Natural finishes add lively accents to austere administrative buildings or flatter the service in exclusive bars, lounges and restaurants. Feel the comfort of added warmth in the room.

- two series: 36-cm or 86-cm height
- optionally: individually stained
- high-quality, genuine leather finish with black wood on the top


3 year
warranty




Elégance Nature
black with leather



custom-stained



black
with leather




Cosmo plus

The steadfast supporter

The shoe shine machine with the ergonomic handle is simply indispensable in the office. When hustle and bustle threaten to throw things out of joint, it is there to offer a firm grip. Hold on, inhale, exhale – and everything is back on track. Treat yourself to some relief in your day-to-day business.

- with bar for added comfort
- push button inside the knob

3 year
warranty



black
(RAL 9005)



graphite
(RAL 7022)



silver
(RAL 9006)



light ivory
(RAL 1015)




white
(RAL 9016)



blue
(RAL 5013)



bordeaux
(RAL 3004)




Cosmo plus light ivory

Cosmo plus blue

Cosmo



Cosmo white



black
(RAL 9005)




graphite
(RAL 7022)



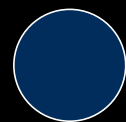
silver
(RAL 9006)



light ivory
(RAL 1015)



white
(RAL 9016)



blue
(RAL 5013)

The perfect butler

This shoe shine machine is at your service and at home wherever cleanliness lives. Its organic form is never offensive, and in a colour perfectly tailored to the furnishings, it fits in with any surroundings. But it can also be proudly displayed as an unconventional piece of inventory. Install a little luxury of your own.

- *compact dimensions with high stability*



3 year
warranty



bordeaux
(RAL 3004)

Ronda30

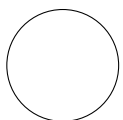
The economical all-rounder

Simple in its design and humble in its space requirements, this proven shoe shine machine is well-suited for nearly every application. Whether pension, restaurant or office, it performs its work without pushing to the fore.

- *outstanding value for the money*
- *hand sensor with energy-saving timer*

Ronda 30
Graphite

3 year
warranty



white
(RAL 9016)



graphite
(RAL 7022)



black,
door: genuine
leather finish



black,
door: V2A embossed,
Steel Design



black,
door: jacaranda



black,
door: bright oak





2 year warranty

EasyComfort

The practical little helper



graphite
(RAL7022)

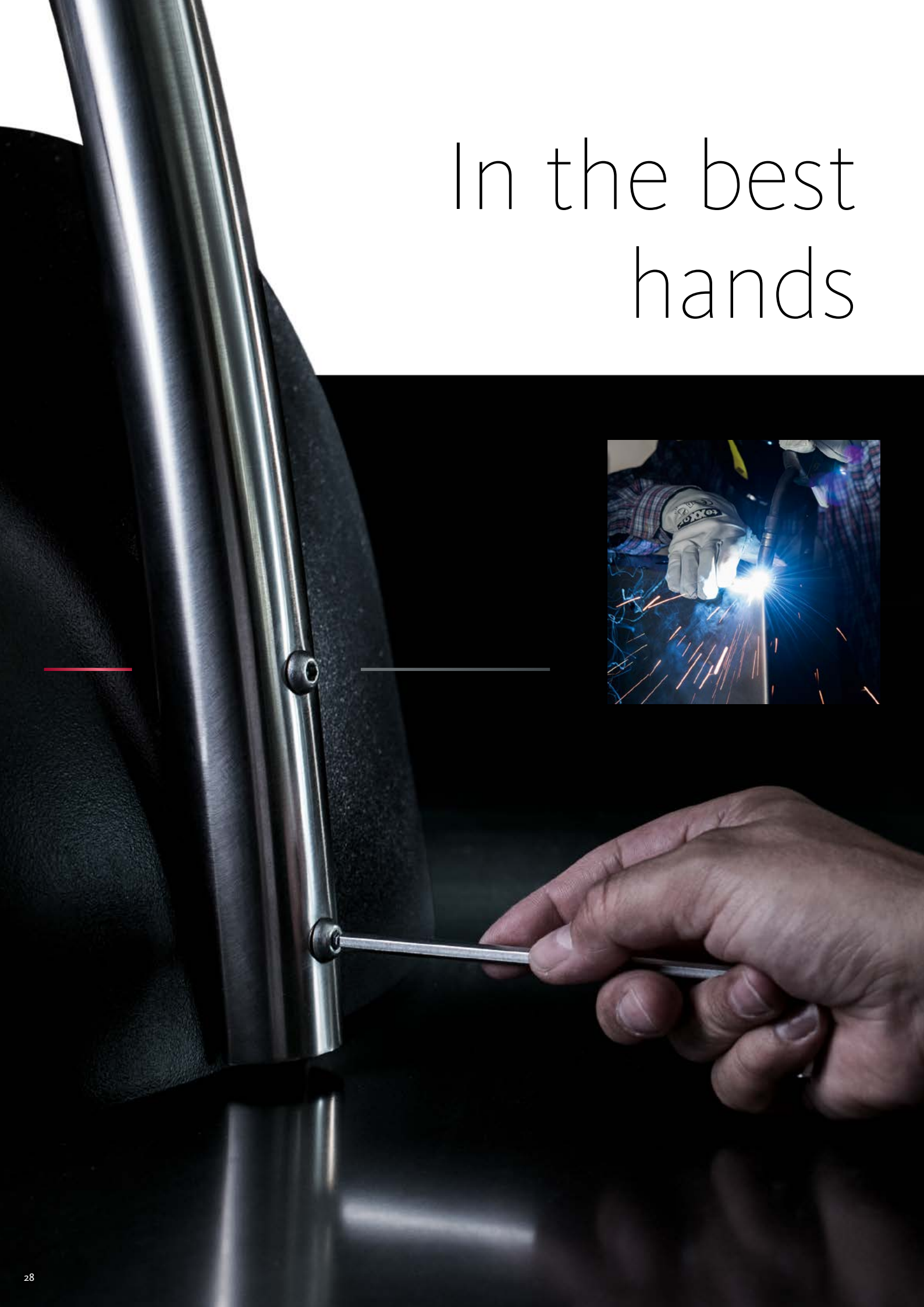
Sleek and simply good – and available at a compact price. Just like its larger and elegantly styled colleagues, this little shoe shine machine comes from a good home and performs its tasks to full satisfaction.

It's easy to opt for more comfort.

- proven quality at an attractive price
- ideal for every household




In the best
hands



Quality
made in
GERMANY

100
YEARS OF
QUALITY

Shoe shine machines from our company are distinguished by quality 'Made in Germany'. And in this we come equipped with the best tools of the trade: experience, expertise and a great devotion to the smallest detail.



HEUTE shoe shine machines are sturdily built and fitted with high-torque motors. This is how we ensure user safety and machine durability at the same time.

We at HEUTE work with devotion and pleasure on the product – from development through production to advice and service. So with your decision for a shoe shine machine by HEUTE, you are in the best hands.



Features*

The start button

determines the duration of brush action with the convenient automatic start/stop feature.



The sensor

permits a touch-free, silent start, activated by hand or foot. Capacitive sensors respond to proximity in order to prevent faults due to dirt and wear and tear.



The polish dispenser

made of a high-performance material with a large stainless steel dispenser ball. It provides an even and absolutely scratch-free distribution of leather-care lotion.

The bar

ensures secure footing during cleaning and polishing of the shoe.

The pre-cleaning brush

of pure horsehair gently removes dust and dirt.

The housing

is made of the highest quality stainless steel, aluminium or steel sheet that can be custom-coated or covered.

The sole-cleaning mat

is removable for easy cleaning.



The polishing brushes

are hand made, custom fitted with specially selected wool yarn around a sturdy wooden core that not only effectively absorb leather-care agent but also gently polish delicate high-gloss leather.

HEUTE special polish

Our specially mixed lotion impregnates the shoes with a natural leather wax and let's them stay supple. The polishing action of the soft yarn brushes produces a natural gloss.



*Features vary according to model

Technical data

Dimensions	<i>Ellipse</i>	<i>Polifix 2</i>	<i>Polifix 2 plus</i>	<i>Polifix 3</i>	<i>Polifix 4</i>	<i>Elegance Couleur</i>	<i>Elegance Couleur plus</i>	<i>Elegance Nature</i>	<i>Elegance Nature plus</i>	<i>Cosmo plus</i>	<i>Cosmo</i>	<i>Ronda 30</i>	<i>Easy Comfort</i>
Height (cm)	127	94	102	85	86	36	86	36	86	95	32	79	31
Depth (cm)	∅ 44	31	32	31	32	30	30	30	30	42	38	30	32
Width (cm)	∅ 44	56	56	56	72	50	50	50	50	60	60	46	49

Housing

Cast aluminium										•	•		
Stainless steel (V2A)	•	•	•			•	•						
Steel (coated)		•	•	•	•	•	•					•	•
Natural wood								•	•				

Weight

net (kg)	47	25	25	33	42	16	28	16	20	16	12	21	10
gross (kg)	50	27	27	36	46	18	30	18	23	20	14	23	11

Features

Nylon pre-cleaning brushes													•
Horsehair pre-cleaning brush	•	•	•	•	•	•	•	•	•	•	•	•	
Pre-cleaning brush ∅ 13 cm						1	1	1	1	1	1	1	1
Polishing brush ∅ 13 cm						2	2	2	2	2	2	2	2
Pre-cleaning brush ∅ 22 cm	1	1	1	1	1								
Polishing brush ∅ 22 cm	1 (2)*	2	2	2	3								
Polish dispenser (litres)	0,75*	0,75	0,75	0,75	1	0,75	0,75	0,75	0,75	0,75	0,75	0,75	0,2

Starter

Hand sensor with timer	•			•	•							•	
Foot sensor with timer			•			•	•	•	•		•		
Switch inside knob		•								•			
On/off switch													•

Power supply

Standard version (Volts)	220	220	220	220	220	220	220	220	220	220	220	220	220
Optional (Volts)	110	110	110	110	110	110	110	110	110	110	110	110	-

Motor

Power (Watts)	150	150	150	150	240	130	130	130	130	130	130	130	100
Revolutions (min.)	700	700	700	700	750	1.200	1.200	1.200	1.200	1.200	1.200	1.200	1.100

*optional version with 2nd polishing brush instead of polish dispenser

www.heute-shoeshine.com



Product specifications and design subject to change without notice • PSPMo7 • EN • 01-2021

HEUTE Maschinenfabrik GmbH & Co. KG
Weinsbergtalstraße 2 · 42657 Solingen · Germany
Phone: +49 (0) 212-380 310 · Fax: +49 (0) 212-380 31 49
E-mail: info@heute-gmbh.de · Internet: www.heute-shoeshine.com


Quality
made in
GERMANY

 **Heute**
German quality since 1905